


DRM 800 – DOUBLE ROTOR MILL 800

## FOR THE RELIABLE SEPARATION OF BIOGENIC FRACTION FROM CONTAMINANTS AND FOREIGN SUBSTANCES

The DRM Separation Mill has been designed for the reliable separation of the biogenic fraction from contaminants, which are part of different waste streams. The goal is the efficient cleaning of the respective input material right at the beginning of the process. The special construction allows a high separation performance with minimal energy consumption. Particularly noteworthy is the particularly high tolerance to foreign material and ease of maintenance of the machine. That makes the DRM not only technically, but also economically valuable.

The DRM interfaces are:

- raw material intake
- mill outlet, solid phase (inorganics)
- mill outlet, liquid phase (organic)



### TECHNICAL DETAILS:

- Compact, symmetrical and partially bolted stainless steel construction
- Use of wear-resistant cast materials for the highly stressed beaters
- Upper housing halves split, each independently hydraulically opened for easy maintenance
- Easy change of the particle size structure in the organic by frequency-controlled drive motors and easy to change sieve segments
- Milling chamber with individually exchangeable impact bars and sieves
- Screen perforation between 10 - 15 mm freely selectable, depending on the input material and required particle size

| Type DRM 800  |                          |
|---|--------------------------|
| Separation performance                              | up to max. 25 t/h        |
| E-motor   | 400V-50Hz - 2x 55 kW     |
| Operating mode                                      | S1                       |
| Rated speed (without frequency converter operation) | 1500 min/1               |
| Impact area   | 0.8 m <sup>2</sup>       |
| Screen area   | 1.30 m <sup>2</sup>      |
| Measurement: L x W x H                              | 2.570 x 2.835 x 1.930 mm |
| Weight  | 4.500 kg                 |
| Sound pressure level                                | < 90 dBA                 |
| Hydraulic Power Unit                                |                          |
| E-motor   | 400 V-50 Hz – 0.95 kW    |
| Operating mode                                      | S2 / S3                  |
| Oil temperature                                     | max. 80°C                |
| Nominal pressure                                    | max. 250 bar             |
| Hydraulic flow                                      | max. 2.6 l/min           |
| Oil capacity  | 7 l                      |

Specific comparative data based on experience

| Raw material with contaminants                             | High packaging proportion           | Low packaging proportion            |
|--|-------------------------------------|-------------------------------------|
| Raw material density                                       | < 0,5 t/m <sup>3</sup>              | < 0,6 t/m <sup>3</sup>              |
| Separation Performance                                     | > 22 m <sup>3</sup> /h              | > 35 m <sup>3</sup> /h              |
| Separation Performance                                     | > 10 t/h                            | > 20 t/h                            |
| Organic Density  | apprx. 0.9 t/m <sup>3</sup>         | apprx. 0.9 t/m <sup>3</sup>         |
| Energy input/raw material volume                           | apprx. 2.5 – 3.5 kWh/m <sup>3</sup> | apprx. 1.5 – 2.5 kWh/m <sup>3</sup> |
| Energy input/ raw material mass                            | apprx. 5.5 – 7.5 kWh/t              | apprx. 2.5 – 4.5 kWh/t              |
| Wear cost per throughput – depends on type of raw material | apprx. 0.6 EUR/t                    | apprx. 0.4 EUR/t                    |

## STANDARD AND OPTIONS

### SCOPE OF SUPPLY:


- Outlet for contaminants with one-sided ejector hood
- Flexible coupling with coupling protection
- Vibration damper
- Hydraulic unit and control device
- Universal junction box on the machine
- Temperature supervision sensors
- Speed control sensors
- 1 set of beaters, mounted in 2 rotors
- 1 set of sieves, perforations Ø 10 -15 mm by choice, mounted in the machine
- 1 set of special tools

### OPTIONS:

- According to your system requirements, we combine and supplement the DRM Separation Mill with individually tailored system components to make the complete processing plant fully automated
- The latest generation barrel and pallet tipper
- Water efficient collecting bin washes with low chemical input
- Receiving bunker with dosing screws and patented agitator
- Particularly robust contaminant press
- Various tank types (also elevated)
- Pipe and pump construction according to local hygiene regulations
- Process control equipment




Control panel




Bearing temperature



Impact bars



Flush nozzle's



DRM cross-sectional view

